

# Hi-MO 4m

## LR4-66HPH 405~425M

- Suitable for distributed projects
- Advanced module technology delivers superior module efficiency
  - M6 Gallium-doped Wafer
  - 9-busbar Half-cut Cell
- Excellent outdoor power generation performance
- High module quality ensures long-term reliability

12

12-year Warranty for  
Materials and Processing

25

25-year Warranty for Extra  
Linear Power Output

### Complete System and Product Certifications

IEC 61215, IEC 61730, UL 61730

ISO 9001:2015: ISO Quality Management System

ISO 14001:2015: ISO Environment Management System

TS62941: Guideline for module design qualification and type approval

ISO 45001:2018: Occupational Health and Safety

**LONGI**



**21.3%**  
MAX MODULE  
EFFICIENCY


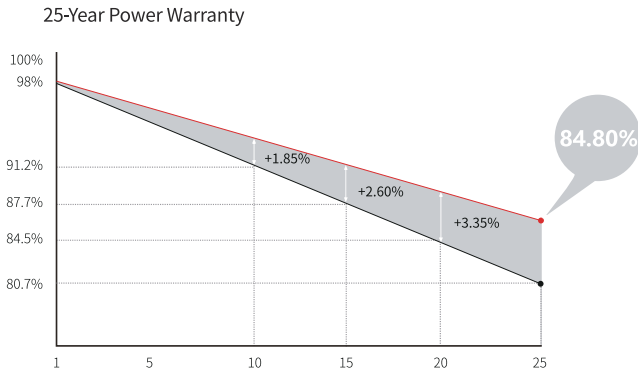
**0~+5W**  
POWER  
TOLERANCE

**<2%**  
FIRST YEAR  
POWER DEGRADATION

**0.55%**  
YEAR 2-25  
POWER DEGRADATION

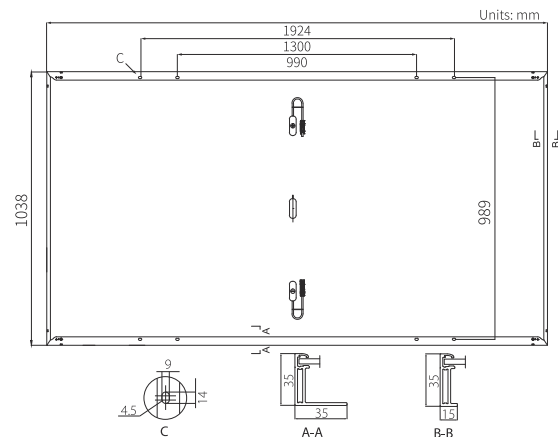
**HALF-CELL**  
Lower operating temperature

## Additional Value



## Mechanical Parameters

Cell Orientation	132 (6×22)
Junction Box	IP68, three diodes
Output Cable	4mm <sup>2</sup> , 1200mm length can be customized
Glass	Single glass, 3.2mm coated tempered glass
Frame	Anodized aluminum alloy frame
Weight	22.0kg
Dimension	1924×1038×35mm
Packaging	31pcs per pallet / 155pcs per 20' GP / 744pcs per 40' HC



## Electrical Characteristics

STC : AM1.5 1000W/m<sup>2</sup> 25°C      NOCT : AM1.5 800W/m<sup>2</sup> 20°C 1m/s      Test uncertainty for Pmax: ±3%

Module Type	LR4-66HPH-405M		LR4-66HPH-410M		LR4-66HPH-415M		LR4-66HPH-420M		LR4-66HPH-425M	
	STC	NOCT	STC	NOCT	STC	NOCT	STC	NOCT	STC	NOCT
Maximum Power (Pmax/W)	405	302.4	410	306.2	415	309.9	420	313.7	425	317.4
Open Circuit Voltage (Voc/V)	45.00	42.19	45.20	42.37	45.40	42.56	45.60	42.75	45.80	42.94
Short Circuit Current (Isc/A)	11.50	9.30	11.57	9.36	11.65	9.42	11.73	9.49	11.81	9.55
Voltage at Maximum Power (Vmp/V)	37.80	35.20	38.00	35.38	38.20	35.57	38.40	35.76	38.60	35.94
Current at Maximum Power (Imp/A)	10.72	8.60	10.79	8.65	10.87	8.71	10.94	8.77	11.02	8.83
Module Efficiency(%)	20.3		20.5		20.8		21.0		21.3	

## Operating Parameters

Operational Temperature	-40°C ~ +85°C
Power Output Tolerance	0 ~ +5 W
Voc and Isc Tolerance	±3%
Maximum System Voltage	DC1500V (IEC/UL)
Maximum Series Fuse Rating	20A
Nominal Operating Cell Temperature	45±2°C
Protection Class	Class II
Fire Rating	UL type 1 or 2

## Mechanical Loading

Front Side Maximum Static Loading	5400Pa
Rear Side Maximum Static Loading	2400Pa
Hailstone Test	25mm Hailstone at the speed of 23m/s

## Temperature Ratings (STC)

Temperature Coefficient of Isc	+0.048%/°C
Temperature Coefficient of Voc	-0.270%/°C
Temperature Coefficient of Pmax	-0.350%/°C